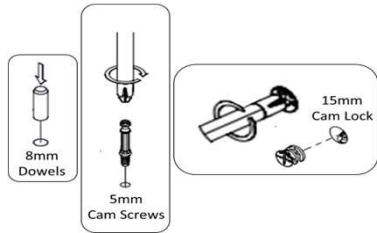


### Instructions:

- Insert all dowels in 8mm holes
- Insert all Cam screws in 5mm holes
- Insert all Cam locks into 15mm holes



- Attach B1, B2 & B3 to C1
- Join C2 on top

### Fasten all Cam Locks

- Screw legs on

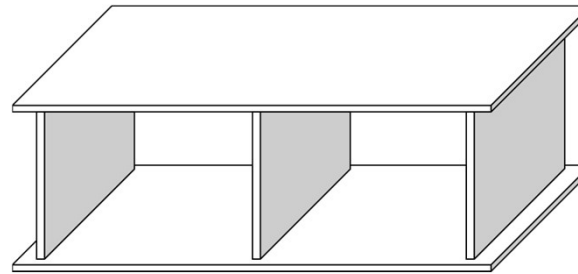
### Important Notes:

- When inserting the CAM, ensure that the triangle arrow is facing the side hole, where the Cam Screw will be inserted.
- Don't fastened the Cam Screw when inserting
- Only fasten it once unit is assembled

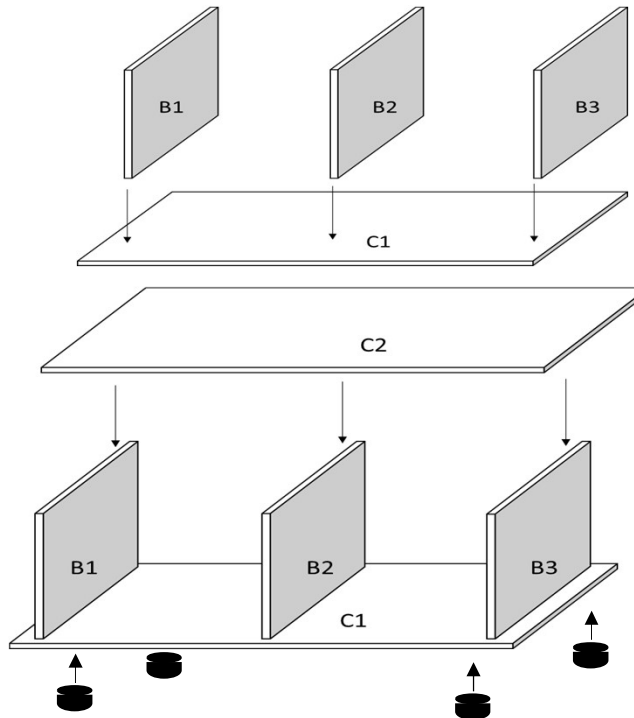
## mr price home

### Novice Coffee Table

#### Assembly Instructions



800mm Wide x 500mm Deep x 340mm high



### Checklist:

NO:	PIECE:	SIZE:
B1	Side	250 x 440
B2	Upright	250 x 440
B3	Side	250 x 440
C1	Base	800 x 500
C2	Top	800 x 500

### Fittings:

Wooden Dowels	12		Cam Screws	12	
Cam locks	12		Bun Legs	4	
			8 x 40 Screws	4	

### Tools Needed:

